

Old School Drop Installation Instructions

For all ididit Old School style Underdash Mounts

Figure 1




Figure 1 & 2 Diagrams

- A.) Swinger Base
- B.) Hinge Bolts
- C.) Body
- D.) Set Screw
- E.) Mounting Slots




Figure 2

1. Use the 2 1/4-20 Bolts to attach the base of the mount to the dash or underdash support*. (Figure 2 E.)
2. Slide the Steering Column through the drop and then through the floor to your desired location.
3. Snug the Set Screw at the bottom of the drop to secure the Steering Column to the drop.
4. When satisfied with the location use Red Locktite on Hinge Bolts & tighten. (Figure 1 B.)

Tightening everything down: Once the mount is installed on the dash and the column is installed into the mount, tighten all of the bolts to the mount.

***Please Note:** If your vehicle has a fiberglass dash there is normally a steel mounting bar behind the dash. We recommend you use the steel mounting bars because the fiberglass dash is not strong enough to support the column.

ididit inc. 610 S. Maumee St. Tecumseh, MI. 49286 PH: 517-424-0577 FAX: 517-424-7293

Revised 11/18/2011

Instruction #: 8000010235

Old School Drop Installation Instructions

For all ididit Old School style Underdash Mounts

Figure 1

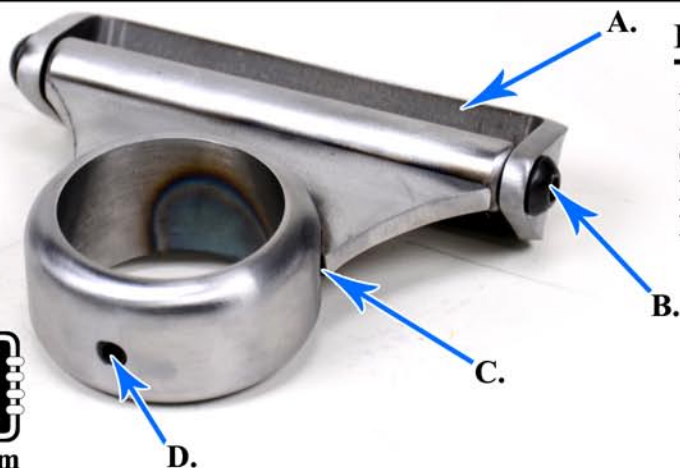


Figure 1 & 2 Diagrams

- A.) Swinger Base
- B.) Hinge Bolts
- C.) Body
- D.) Set Screw
- E.) Mounting Slots




Figure 2

1. Use the 2 1/4-20 Bolts to attach the base of the mount to the dash or underdash support*. (Figure 2 E.)
2. Slide the Steering Column through the drop and then through the floor to your desired location.
3. Snug the Set Screw at the bottom of the drop to secure the Steering Column to the drop.
4. When satisfied with the location use Red Locktite on Hinge Bolts & tighten. (Figure 1 B.)

Tightening everything down: Once the mount is installed on the dash and the column is installed into the mount, tighten all of the bolts to the mount.

***Please Note:** If your vehicle has a fiberglass dash there is normally a steel mounting bar behind the dash. We recommend you use the steel mounting bars because the fiberglass dash is not strong enough to support the column.

ididit inc. 610 S. Maumee St. Tecumseh, MI. 49286 PH: 517-424-0577 FAX: 517-424-7293

Revised 11/18/2011

Instruction #: 8000010235